



Effective Creation and Use of Academic Dashboards and Metrics

Jena Dunn, Ed.D.



Introduction



Importance of Academic Metrics

Importance of Academic Metrics

1

Quality Assurance

2

Consistent Improvement

3

Mission Alignment

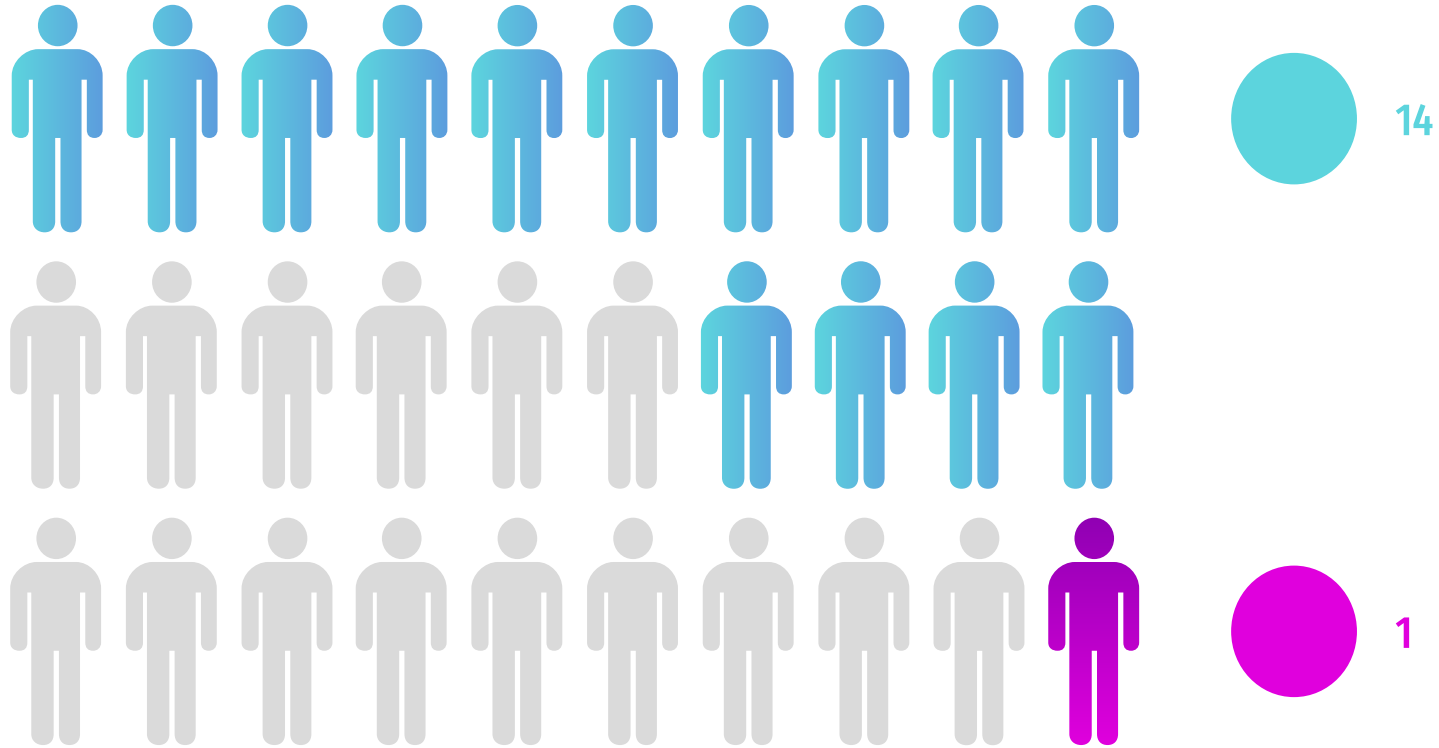
4

Accountability

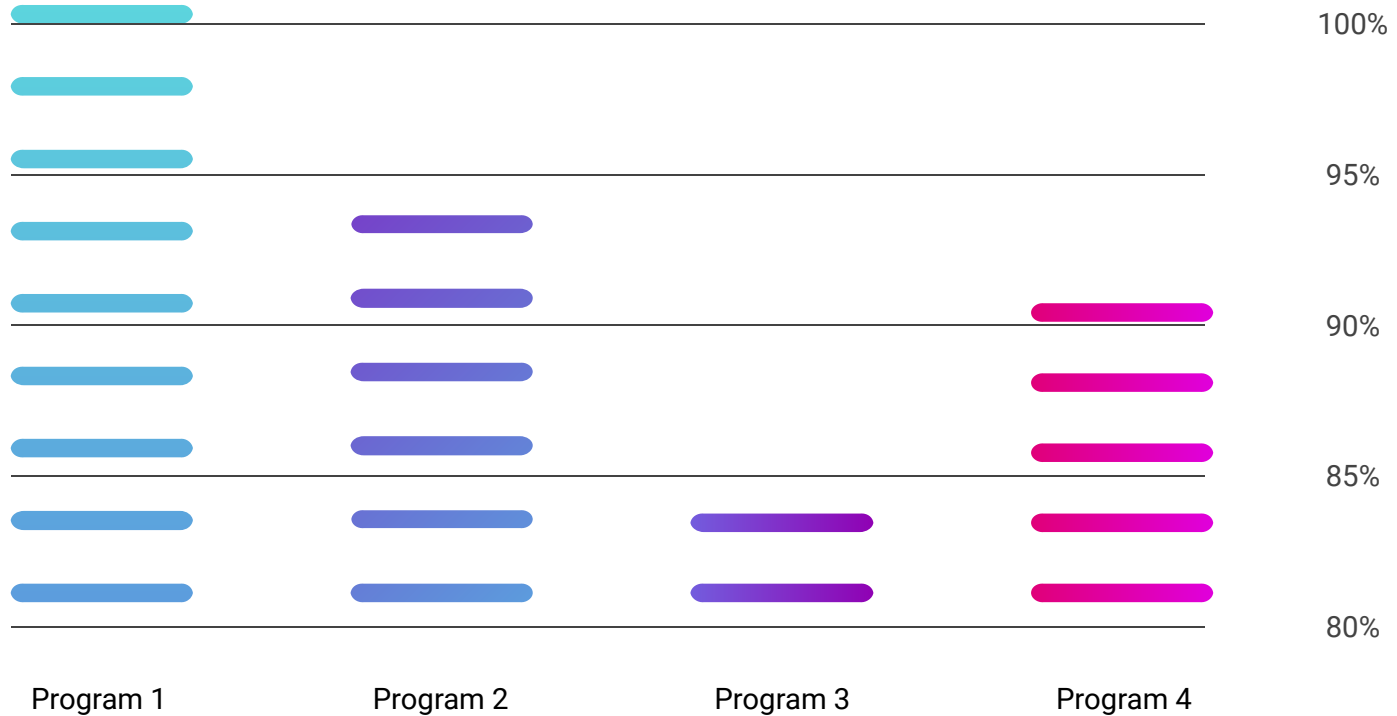


Survey of Key Performance Indicators

Student/Faculty Ratio

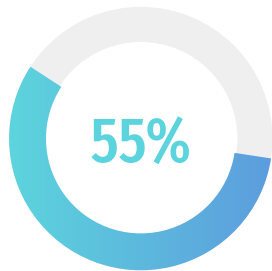


Student Attendance Rate

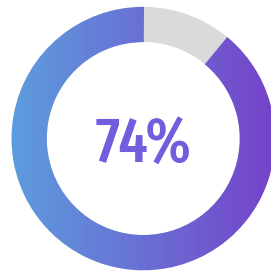


Program Completion/Graduation Rate

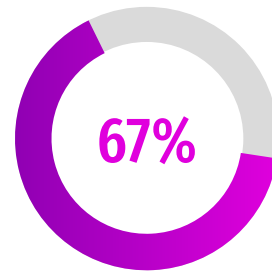
Program 1



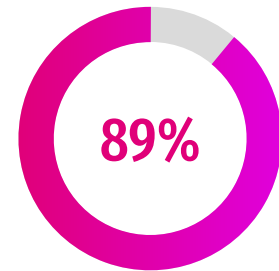
Program 2



Program 3

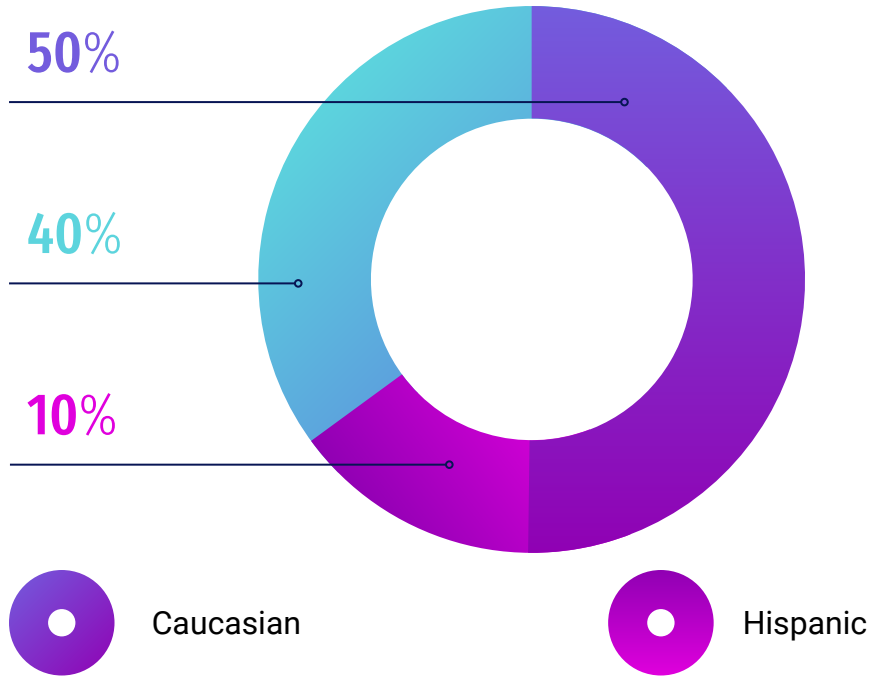


Program 4

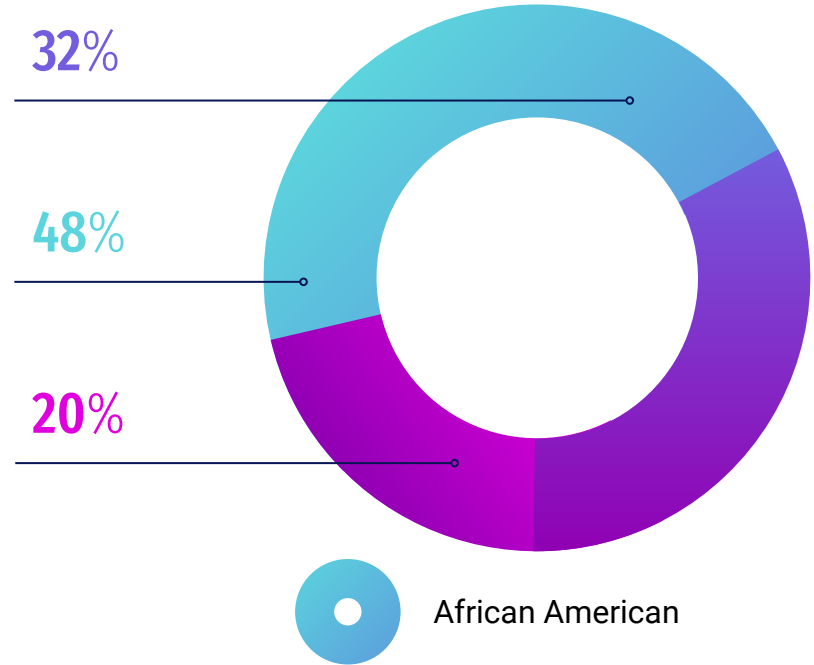


Student/Faculty Demographics

Faculty



Students



Faculty Scholarship Recipients

Faculty Member 1

Receiving per-hour reimbursement scholarship for LMS

Faculty Member 4

Receiving full scholarship for EdD

Faculty Member 2

Receiving full scholarship for DMin

Faculty Member 5

Receiving per-hour reimbursement scholarship for PhD

Faculty Member 3

Receiving per-hour reimbursement scholarship for PhD

Faculty Member 6

Receiving per-hour reimbursement scholarship for PhD

Faculty Type



● 50%

Full-Time Faculty

● 5%

Part-Time Faculty

● 15%

Administrative Faculty

● 30%

Adjunct Faculty

Faculty/Adjunct Pay

1


Full-Time Faculty - Pay Range

2

Part-Time Faculty - Pay Range

3

Adjunct Faculty - Pay Range




Creation and Use of an Academic Dashboard (A Process Example)



Stark College & Seminary

Exists to equip educationally underserved followers of Christ for service in the church and community.



Mission Distinctives

Student Distinctives

01

Equip

Knowledge/Tools/Praxis

02

Educationally Underserved

Financially/Geographically/Ethnically

03

Followers of Christ

Explore a Calling/Learn more about their faith

04


Service in the Church and
Community

Church/Home/Community



Student Population

Age
52% 40 years of age and older



Gender
60% Male
40% Female



Ethnicity
50% Hispanic
29% Anglo
18% African American
3% Other



Denomination
57% Baptist
43% Other



Mission Distinctives

Student Distinctives

Faculty Distinctives

01

Equip
Knowledge/Tools/
Praxis
Credentialed

Educationally Underserved
Financially/Geographically/Ethnically
Representative of the Student Body
Race/Gender/Geographic Location

02

03

Followers of Christ
Explore a Calling/Learn more about their faith
Agree to Tenets of Faith
Maintain Baptist Heritage

Service in the Church and Community
Church/Home/Community
Practitioner Scholars

04



Faculty Population


Credentials/Service

50% Doctorate
50% Masters
67% Pastors
100% Active in Local Church



Gender

67% Male
33% Female



Ethnicity

33% Hispanic
42% Anglo
17% African American
8% Other



Denomination

83% Baptist
17% Other





Metric Informed Leadership



Questions?

Jena Dunn

jdunn@stark.edu